

LDI-850-V-10G

Preliminary

OVERVIEW

LDI-850-V-10G is the laser diode coupled to an optical fiber and packaged into a hermetic case

MAIN FEATURES

- Wavelength: 850 nm
- Cavity type: VCSEL
- Data rate up to 10 Gbps
- Optical power: 2 mW in CW mode in MM fiber
1 mW in CW mode in SM fiber
- Package types: coaxial, coaxial with bracket
- Built-in monitor photodiode

APPLICATIONS

- Optical fiber communication systems with data rate up to 10 Gbps

ORDERING INFORMATION

LDI-850-V-10G-X-X-32-X-X-X-X

Power

- 1: 1 mW, SM1 fiber
2: 2 mW, MM5 and MM6 fiber

Case type

- U: compact coaxial
B: compact coaxial with double-sided bracket
Other type on request

Fiber type

- SM1: SM, G.567.A1, [Corning SMF-28 Ultra](#), furcation tubing Ø0.9 mm
MM5: MM, [50/125_OM3](#), furcation tubing Ø0.9 mm
MM6: MM, [62.5/125_OM1](#), furcation tubing Ø0.9 mm
Other type on request

Connector type

- FU: FC/UPC (MM5, MM6)
FA: FC/APC (MM5, MM6)
N: no connector
Other type: on request

Test measurements

- CW: CW mode (electro-optical parameters at T=25+/-5 C and spectrum)

Fiber length

- 0.5: 500+/-50 mm
1.0: 1000+/-100 mm
Other length on request

LDI-850-V-10G

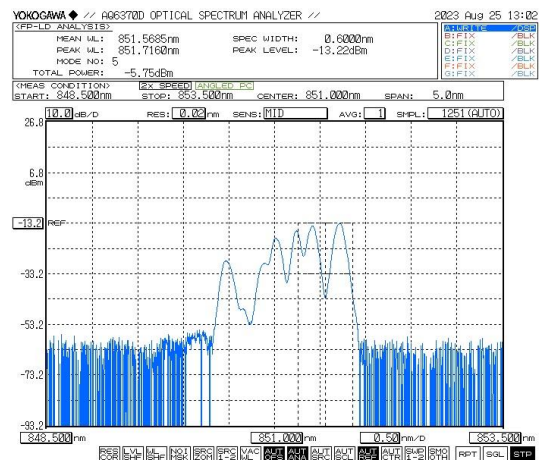
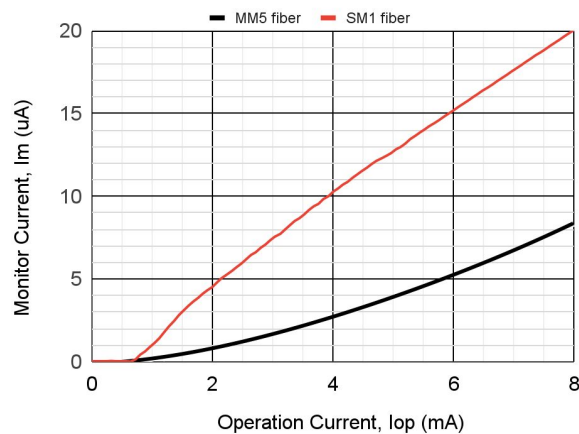
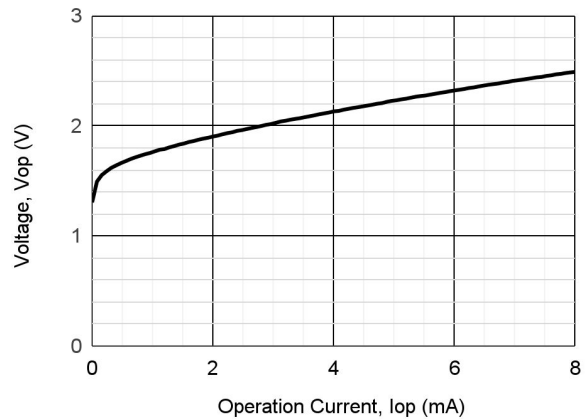
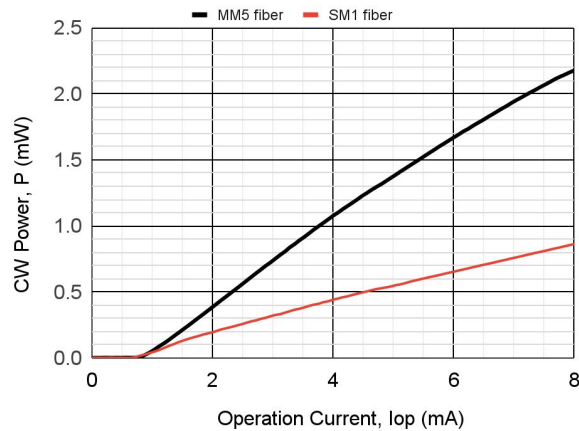
ABSOLUTE MAXIMUM RATINGS

Parameter		Value	Unit	Conditions
Laser diode forward current	I_{FL}	10	mA	CW
Laser diode reverse voltage	V_{RL}	10	V	Reverse current 10 uA
Photodiode reverse voltage	V_{RP}	10	V	
Operating temperature	T_{OP}	-40 - +85	°C	Package U, B
Storage temperature	T_{stg}	-40 - +85	°C	
Soldering temperature	T_{sold}	260	°C	Max. 10 seconds

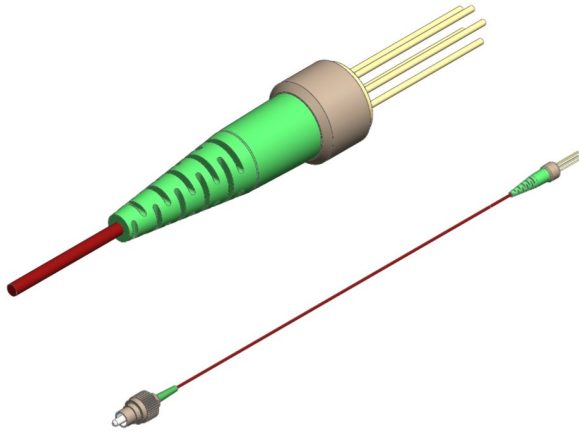
ELECTRICAL-OPTICAL CHARACTERISTICS (T = 25 °C)

Parameter		MIN	TYP	MAX	Unit	Conditions
Optical power	P_{cw}	2			mW	CW, $I_{op} = 8$ mA, MM5
Optical power	P_{cw}	0.8			mW	CW, $I_{op} = 8$ mA, SM1
Wavelength	λ	840	850	860	nm	CW, $I_{op} = 8$ mA
Spectral width	$\Delta\lambda$			2	nm	CW, $I_{op} = 8$ mA, RMS
Wavelength-temperature coeff.	$d\lambda/dT$		0.07		nm/°C	CW, $I_{op} = 8$ mA
Threshold current	I_{th}		0.8	1.5	mA	CW
Slope efficiency	S_e	0.20	0.30		W/A	CW, MM5
Slope efficiency	S_e	0.10	0.15		W/A	CW, SM1
Operating voltage	V_{op}		2.5	2.6	V	CW, $I_{op} = 8$ mA
Monitoring output current (PD)	I_m		8		uA	CW, $I_{op} = 8$ mA, $V_{rd} = 5V$, MM5
Monitoring output current (PD)	I_m		20		uA	CW, $I_{op} = 8$ mA, $V_{rd} = 5V$, SM1
Capacitance (PD)	C_t		12		pF	$V_{rd} = 3$ V, $f = 1$ MHz

LDI-850-V-10G



LDI-850-V-10G



Download more
information



Drawing



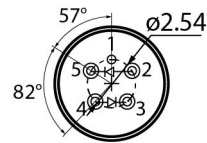
3D model



Application Notes

PACKAGE U

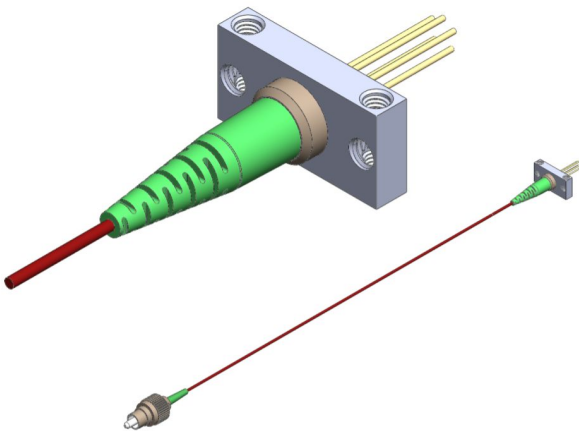
BACK VIEW



PINOUT

#32

1. Case
2. LD anode
3. PD cathode
4. PD anode
5. LD cathode



Download more
information



Drawing



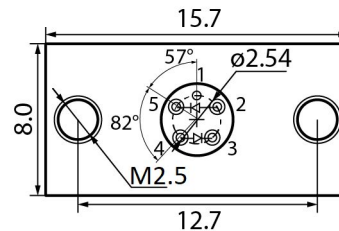
3D model



Application Notes

PACKAGE B

BACK VIEW



PINOUT

#32

1. Case
2. LD anode
3. PD cathode
4. PD anode
5. LD cathode

LDI-850-V-10G

Characteristics, data, materials and structures specified in this datasheet are subject to change without notice. Please refer to the latest specification before use of the products.

Safety and handling cautions

1. Avoid smashing and burning of the module. Avoid storing and using the module in conditions where water, organic solvents or aggressive acids or bases may contact the module or where there is a possibility of exposure to corrosive gases, explosive gases, dust, salinity or other harsh conditions. The module should be disposed as special industrial waste.
2. Exceeding absolute maximum ratings even for a short time can cause permanent damage of the module.
3. The module is sensitive to and can be broken by ESD (static electricity).

Conflict Minerals Policy Statement

LasersCom LLC achieves business objectives and customer needs with social responsibility. We do not support or contribute to the violence and human rights violations associated with the mining of conflict minerals coming from Conflict Regions according to US "Dodd-Frank Act". When possible, our suppliers' conflict mineral statements are reviewed. We do not directly purchase Conflict Minerals from any source and do not knowingly procure any parts and products containing Conflict Minerals from Conflict Regions.

RoHS Compliance Statement

Restriction of Hazardous Substances (RoHS) directive (Directive 2011/65/EC amended with Directive (EU) 2015/863) is the directive aimed at reducing the harmful environmental impact of waste electrical equipment by restricting the use of known dangerous substances. Based on information received from our supply sources, LasersCom LLC hereby states that the banned substances listed in the RoHS directive are not found in the parts and materials used above the threshold level listed other than exceptions approved by the European Commission.

REACH Compliance Statement

Registration, Evaluation, Authorisation and Restriction of Chemicals (REACH) is a European Union regulation 1907/2006/EC that addresses the production and use of chemical substances, and their potential impacts on human health and the environment. Based on information received from our supply sources, LasersCom LLC hereby states compliance of the parts and materials used in manufacturing to REACH regulation. LasersCom LLC does not manufacture or import any substances or preparations as defined under REACH.